

**Online applying Steps for Fire NOC**  
**(Temporary/ Final - Pre-construction/Post-construction)**

1. For Single Window Clearance System or Single Sign On Browse the URL <http://swcs.rajasthan.gov.in/> or <http://sso.rajasthan.gov.in/> respectively.
2. Click on Sign In / Sign up tab.
3. Enter your SSOID and Password, If you are the New User of Single Window Clearance System Application (SWCS) then fill up the details of ENTREPRENEUR / INVESTOR / INDIVIDUAL REGISTRATION (ONE-TIME) otherwise you are directed to the Dashboard page.
4. On the Dashboard click on hyperlink (I want to submit a new application) select the appropriate option and select “**NOC from Fire Department**” from the list of services available.
5. Submit ‘Application Form’ and click on ‘Save’ button.
6. Make sure that all information is completely filled to avoid rejection of application.
7. Please keep the scanned copy of all documents which need to be submitted along with this application. The list of documents is as follows:
  - i. **Temporary – Pre Construction**
    - a. Affidavit: Non-Deviation from Architect & Owner/Builder.
    - b. Copy of Proposed Building Plans (PDF format)
    - c. Copy of Proposed drawings, showing complete fire fighting plan as per norms/building bye-laws (PDF format)
    - d. Copy of deposit receipt as per building bye-laws.
    - e. House Tax / Urban Development Tax (Paid) Receipt.
  - ii. **Final – Post Construction**
    - a. Affidavit: Non-Deviation from Architect & Owner/Builder.
    - b. Copy of Approved Building Plans (PDF format)
    - c. Copy of as built drawings, showing complete fire fighting plan as per norms/building bye-laws (PDF format).
    - d. Copy of deposit receipt as per building bye-laws.
    - e. House Tax / Urban Development Tax (Paid) Receipt.
8. To make online payment of the fees levied by the Approving Agency select “Pay Now”.
9. For the purpose of making e-payment, it is necessary that dealer has an Internet Banking Account with the concerned Bank. Without an internet banking account, electronic payment cannot be carried out. If dealer does not have internet banking account, bank should be contacted for providing this facility.
10. The application will be forwarded to the portal of the concerned Approving Agency for approval process. The Status of the application can be tracked and Third party verified at Single Window Clearance System.
11. The Inspection Reports and final Approval Certificate can be downloaded from Single Window Clearance System at <http://swcs.rajasthan.gov.in/> or <http://sso.rajasthan.gov.in/> respectively.

## Contents

Single Sign ON (SSO) URL .....	2
Single Sign ON (SSO) - Registration .....	2
New user Sign UP .....	3
OTP (One time password) Generation .....	3
User name/ SSO Id Generation .....	4
User Login .....	4
Single Sign on Applications .....	5
Single window Clearance System window .....	5
No. of services displayed under SWS .....	6
Application Form of Fire NOC .....	6
Building Details tab .....	7
Fire Hose Reel Details tab .....	7
Other System Details tab .....	8
Other Building Details tab .....	8
Fire Extinguishing Details tab .....	9
DashBoard .....	9

## Single Sign ON (SSO) URL

Url to access

Please enter the below URL to Login into Single sign on (SSO) application

<https://sso.rajasthan.gov.in>

## Single Sign ON (SSO) - Registration

The Below screen will get display after visiting the SSO application

**Rajasthan Single Sign On v 3.9**  
One Identity for all Applications

SSOID or Official Email ID (xxx@rajasthan.gov.in)

Password

2 E 5 3 2 D  
Captcha Code is Not Case-Sensitive  
Enter captcha code

Forgot Username/ SSOID?  
Forgot Password?  
**New User! Signup/ Register**

Login Cancel

EMITRA: ☒ emitra.support@gmail.com 9571999942,43  
[Click Here for Emitra Kiosk SSO Login Guidelines](#)

OTHERS: ☒ helpdesk.sso@rajasthan.gov.in  
0141-5153222 Ext. 23717 (Weekdays from 10 AM to 6 PM)

## New user Sign UP

For the first time Citizen will have to register into SSO by Choosing following options



The screenshot shows the 'Rajasthan Single Sign On v 3.9' interface. At the top, it says 'One Identity for all Applications'. Below this, a red rectangle highlights the registration options: 'Please select an option to register:-' followed by four radio buttons: 'I have only Bhamashah ID', 'I have both Bhamashah & Aadhaar ID (UID)', 'I have only Aadhaar ID (UID)', and 'I have only Udyog Aadhaar Number (UAN)'. Below the radio buttons, a red oval highlights two buttons: 'Register with Facebook' and 'Register with Google'. There are also 'Next' and 'Cancel' buttons. At the bottom, contact information is provided: 'helpdesk.sso@rajasthan.gov.in' and '0141-5153222 Ext. 23717 (Weekdays from 10 AM to 6 PM)'.

## OTP (One time password) Generation

If Citizen Selects any of the option for registration, below screen will get display. On registered Mobile no. OTP will be sent. Citizen will have to enter the OTP to verify the registration



The screenshot shows the 'Rajasthan Single Sign On v 3.9' interface for OTP verification. At the top, it says 'One Identity for all Applications'. Below this, a red oval highlights the 'One Time Password (OTP)' input field, which contains the number '308614'. Above the input field, the mobile number '748431190789' is displayed. Below the input field, there are two buttons: 'Verify OTP' and 'Cancel'. At the bottom, contact information is provided: 'helpdesk.sso@rajasthan.gov.in' and '0141-5153222 Ext. 23717 (Weekdays from 10 AM to 6 PM)'.

## User name/ SSO Id Generation

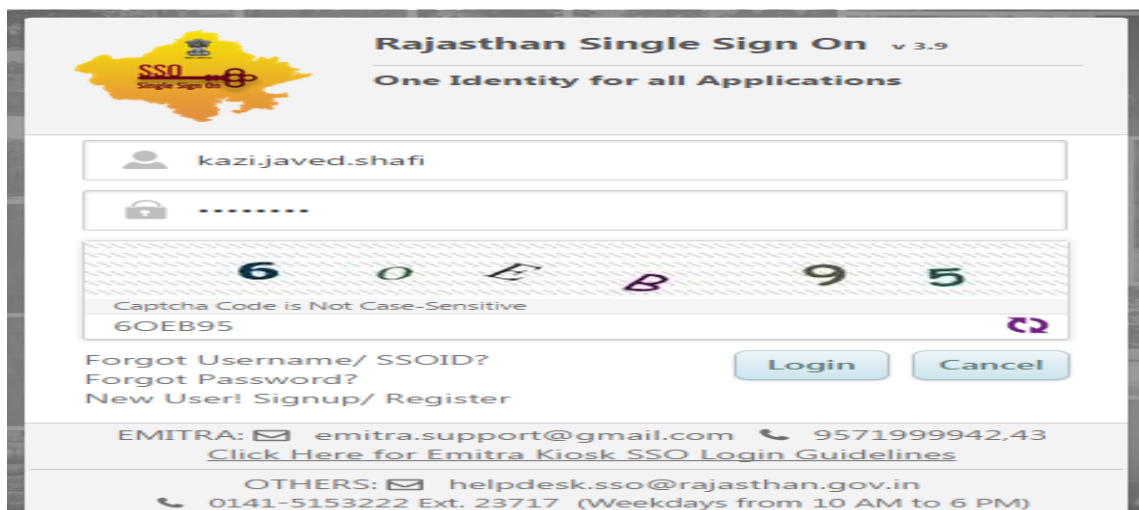
Once the OTP verification is done, **SSO ID** will get generate. SSO id will be the username to the citizen for the single Sign on application. Citizen will have to enter and remember the password against the generated SSO Id (username)



The screenshot shows the 'Rajasthan Single Sign On v 3.9' registration interface. At the top, there is a logo and the tagline 'One Identity for all Applications'. Below this, the 'SSOID/ Username' field is highlighted in green and contains the text 'JAVED.SHAFI.KAZI', with a green checkmark icon to its right. A note specifies: 'Only Alphabets(A-Z), Digits(0-9) & .(Dot) are allowed in SSOID and length should be 5-20 characters'. The 'Password' section, which includes two input fields labeled 'Enter your password (Min. 8 characters)' and 'Confirm Password' (also labeled 'Enter your confirm password (Min. 8 characters)'), is enclosed in a red rectangular box. At the bottom right of the form are 'Register' and 'Cancel' buttons. The footer contains contact information: 'helpdesk.sso@rajasthan.gov.in' and '0141-5153222 Ext. 23717 (Weekdays from 10 AM to 6 PM)'.

## User Login

Citizen can now login to the SSO application with registered SSO ID and password.



The screenshot shows the 'Rajasthan Single Sign On v 3.9' login interface. It features a logo and the tagline 'One Identity for all Applications'. The login fields include a username field with 'kazi.javed.shafi' and a password field with masked characters. Below the password field is a captcha image showing the numbers '6 0 E B 9 5' with the text 'Captcha Code Is Not Case-Sensitive' and '60EB95'. There are links for 'Forgot Username/ SSOID?', 'Forgot Password?', and 'New User! Signup/ Register'. 'Login' and 'Cancel' buttons are positioned to the right of the login fields. The footer provides contact details for 'EMITRA' (email: emitra.support@gmail.com, phone: 9571999942.43) and 'OTHERS' (email: helpdesk.sso@rajasthan.gov.in, phone: 0141-5153222 Ext. 23717), along with a link to 'Click Here for Emitra Kiosk SSO Login Guidelines'.

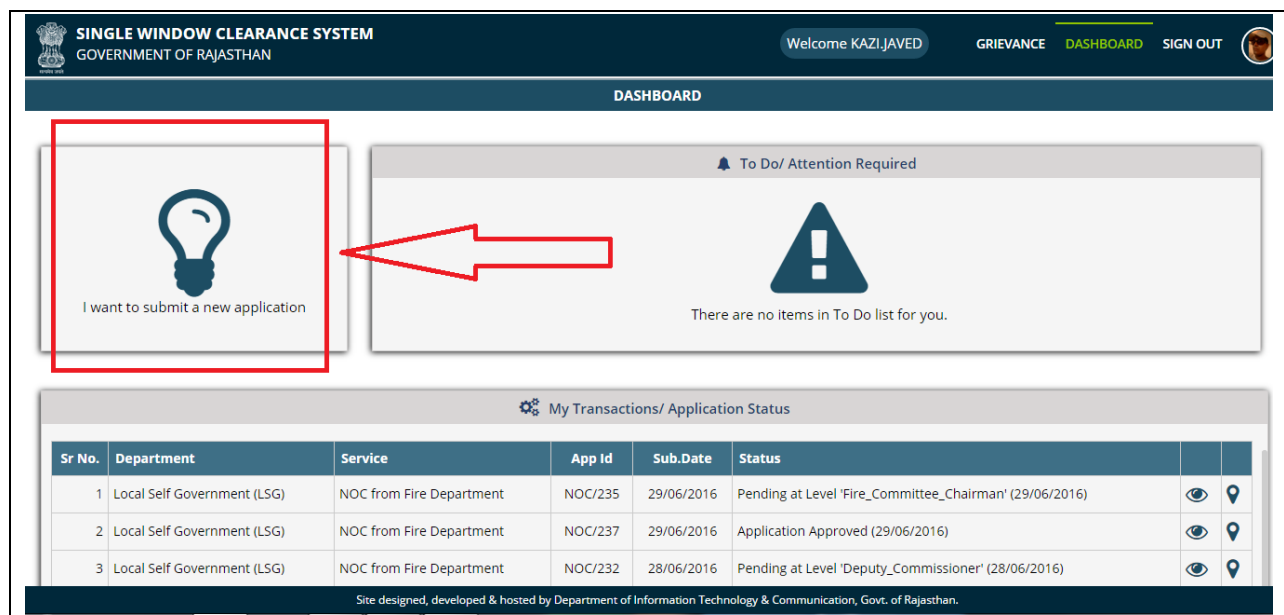
## Single Sign on Applications

Below are the services on the screen citizen can avail from SSO application. To avail Fire NOC Service, one has to click on the “Single window Services Icon (SWS)”.



## Single window Clearance System window

The below screen will get display once citizen click on the “SWS” icon from SSO application. To avail all the Single window services, one has to click on the Icon “I want to submit a new Application” as shown below



## No. of services displayed under SWS


Plz click on service no. 33 to avail Fire NOC service from SWS

SINGLE WINDOW CLEARANCE SYSTEM GOVERNMENT OF RAJASTHAN			
		Welcome KAZI JAVED	GRIEVANCE DASHBOARD SIGN OUT
25	Labour	Renewal under Bechari And Cigar Workers (Condition of Employment) Act, 1906	APPLY
26	Labour	Renewal under Contract Labour (Regulation And Abolition) Act, 1970 (Contractor)	APPLY
27	Labour	Renewal under Inter-State Migrant Workmen (RE & CS) Act, 1979 (Contractor)	APPLY
28	Labour	Renewal under Motor Transport Workers Act, 1961	APPLY
29	Labour	Renewal under Rajasthan Shops And Commercial Establishments Acts, 1958	APPLY
30	Local Self Government (LSG)	Building Map Approval	APPLY
31	Local Self Government (LSG)	Change of Land use (Residential to Commercial) Under Rajasthan Urban Area Rule 2010	APPLY
32	Local Self Government (LSG)	Conversion of Land use (Agriculture to Non-Agriculture in Urban Area) under Raj, Land Revenue Rules, 2012	APPLY
33	Local Self Government (LSG)	NOC from Fire Department	APPLY
34	Local Self Government (LSG)	NOC from Fire Department - TEST	APPLY
35	Public Health and Engineering Department (PHED)	New Water Connection	APPLY
36	Rajasthan State Industrial Development and Investment Corporation (RIICO)	Allotment of plots in Industrial Areas	APPLY
37	Rajasthan State Industrial Development and Investment Corporation (RIICO)	Approval of building plans	APPLY
38	Rajasthan State Industrial Development and Investment Corporation	New Water Connection	APPLY

Site designed, developed & hosted by Department of Information Technology & Communication, Govt. of Rajasthan.

## Application Form of Fire NOC

User has to fill all the details as shown in the below form to avail Fire NOC. There are Six tabs user has to fill before final submission of the service form. There are 42 fields applicant has to filled to avail Fire NOC service


	<b>Government of Rajasthan</b> <b>No Objection Certificate</b>
<b>New Fire NOC Application</b>	
<b>Application Form</b>   Building Details   Fire Hose Reel Details   Other System Details   Other Building Details   Fire Extinguishing Details	
ULB Name: <input type="text" value="Jaipur"/>	
Registration Date: <input type="text" value="29/06/2016"/>	
First Name: *	Middle Name:
Last Name: *	Mobile Number: *
Email Id:	<input type="text" value="9819129848"/>
Address: *	
<b>NOC Details</b>	
From Date: *	To Date: *
Fire NOC Location *	Area of Fire NOC Location (In Sq.mt)

SmartRaj  
Copyright © 2015-16. All rights reserved.

Powered By Mars Telecom Systems

## Building Details tab

Citizen/ Architect will have to upload the file created from the Author utility. It will be the 'APZ' format file

**Government of Rajasthan**  
No Objection Certificate

New Fire NOC Application

Application Form

**Building Details**

Fire Hose Reel Details


Other System Details

Other Building Details

Fire Extinguishing Details

Name of the building:	<input type="text"/>	Address of the building :	<input type="text"/>
Name of builder/promoter:	<input type="text"/>	Plot Area:	<input type="text"/>
Amount	<input type="text"/>	Plinth Area:	<input type="text"/>
Height of the building:	<input type="text"/>	Overall height (from ground level):	<input type="text"/>
Number of floors (including ground floor):	<input type="text"/>	Details of water supply available exclusively for fire fighting:	<input type="text"/>
Has Wet riser(s) been provided?	<input checked="" type="radio"/> Yes <input type="radio"/> No	Wet riser Diameter:	<input type="text"/>
Number of Wet risers:	<input type="text"/>	Dry riser Details:	<input type="text"/>
Has Dry riser(s) been provided?	<input checked="" type="radio"/> Yes <input type="radio"/> No	Down comer Details:	<input type="text"/>
Has any down comer been provided?	<input checked="" type="radio"/> Yes <input type="radio"/> No	Whether any water store available?	<input checked="" type="radio"/> Yes <input type="radio"/> No
Please indicate the present arrangement for replenishment of water for fire fighting:	<input type="text"/>	Distance from Store:	<input type="text"/>
Water quantity available at Store:	<input type="text"/>		

## Fire Hose Reel Details tab

**Government of Rajasthan**  
No Objection Certificate

New Fire NOC Application

Application Form

Building Details

**Fire Hose Reel Details**

Other System Details

Other Building Details

Fire Extinguishing Details

Has internal hydrant been provided?	<input checked="" type="radio"/> Yes <input type="radio"/> No	Number of hydrants:	<input type="text"/>
Have first add-hose reels been provided?	<input checked="" type="radio"/> Yes <input type="radio"/> No	Number of hose reels:	<input type="text"/>
Length of hose-reel:	<input type="text"/>	Size of nozzle fitted to hose-reel:	<input type="text"/>
Type of nozzle fitted to hose-reel:	<input type="text"/>	Is the hose reel connected directly to the riser or to the hydrant outlet?:	<input type="text"/>
Has fire hose been provided near each hydrant?	<input checked="" type="radio"/> Yes <input type="radio"/> No	Type of hose:	<input type="text"/>
The size (bore) of hoses.:	<input type="text"/>	The length of each hose:	<input type="text"/>
Total number of hoses provided:	<input type="text"/>	Type of Branch Pipe:	<input type="text"/>
Have branch pipes been provided?	<input checked="" type="radio"/> Yes <input type="radio"/> No <input type="radio"/> NA	Has it been sprinkled?	<input checked="" type="radio"/> Yes <input type="radio"/> No
Size of nozzle fitted to Branch Pipe:	<input type="text"/>		

SmartRaj  
Copyright © 2015-16. All rights reserved.

Powered By Mars Telecom Systems



## Other System Details tab

New Fire NOC Application

Application Form

Building Details

Fire Hose Reel Details

Other System Details

Other Building Details

Fire Extinguishing Details

Is the building equipped with automatic fire detection and alarm system?

☒ Yes ☐ No ☐ NA

Code to which the installation confirms:

Have manual call boxes been installed in the building for raising a alarm in the event of an outbreak of fire?

☒ Yes ☐ No ☐ NA

Has public address system been provided between the various floors and the fire control room in entrance lobby?

☒ Yes ☐ No ☐ NA

Has a fire control room be provided in entrance lobby of the building?

☒ Yes ☐ No ☐ NA

How many staircases have been provided in the building?:

Width of the treads:

If the treads are of the non-slip type ?

☒ Yes ☐ No

How many lifts have been installed in the building?:

The type of doors fitted to the lift car and at each landing:

Floor area of the lift car.:

Has communication system been installed in the lift for car?

☒ Yes ☐ No

Type of detectors used:

Standard to which the detectors confirm:

Manual call boxes details:

Has an intercom system been provided between the various floors and the fire control room in entrance of the building?

☒ Yes ☐ No ☐ NA

Width of the stairway:\*

Height of the riser:

What is the average occupant load per floor?:

The floors between which the lift runs:

Fire resistance rating of lift car and landing doors, if known.:

Loading capacity of the lift car.:

Has a fireman's switch been installed in the lift for grounding it in the event of fire?

☒ Yes ☐ No

Save

Clear

SmartRaj  
Copyright © 2015-16. All rights reserved.

Powered By Mars Telecom Systems

## Other Building Details tab

Have any stationary fire pump(s) been installed for pressurizing the wet riser?

☒ Yes ☐ No ☐ NA

Size of suction and delivery connection of each pump:

The maximum head against which the pump can operate at the output:

Has a standby source of power supply been provided?

☒ Yes ☐ No ☐ NA

The function that can be maintained simultaneously by the use of generator, such as operating lift (s) fire pumps emergency lighting etc.

☒ Yes ☐ No ☐ NA

Has any yard hydrant been provided from the building's fire pump?

☒ Yes ☐ No ☐ NA

Has the lift shaft(s) lift lobby or stairwell been pressurized?

☒ Yes ☐ No ☐ NA

Have the lift lobbies and staircase been effectively enclosed to prevent fire/smoke entering them from outside at any floor?

☒ Yes ☐ No ☐ NA

Has a false ceiling been provided in any protection of the building?

☒ Yes ☐ No ☐ NA

Material used for the false ceiling is combustible or non-combustible

☒ Yes ☐ No

Is the building centrally air conditioned?

☒ Yes ☐ No ☐ NA

Type of tinning use for duct:

If any for insulating any portion of the duct, please also indicate how the lagging is secured.:

Has a separate AHU been provided for each floor?

☒ Yes ☐ No

And its details:

Number of pumps:

The output of each pump.:

Is the pump automatic in action?

☐ Yes ☒ No

The capacity:

Is the generator automatic in action or has to be started manually?

☒ Yes ☐ No ☐ NA

Where more than one lifts are installed in a common enclosure have individual lifts been separated by fire resisting walls or 2 hours fire rating?

☒ Yes ☐ No ☐ NA

Lift lobby details:

Have all exits and direction of travel to each exit been sign-posted with illuminated signs?

☒ Yes ☐ No ☐ NA

If so, please indicate location falseCeilingMaterialType:

Material used for construction of duct and its fittings :

Type of lagging used:

False ceiling details:

If plenum is used a return air passage has it been protected with fire detectors?

☒ Yes ☐ No

SmartRaj  
Copyright © 2015-16. All rights reserved.

Powered By Mars Telecom Systems

## Fire Extinguishing Details tab

Once all the details are filled by an applicant, user can save the applicant.

Application Form

Building Details

Fire Hose Reel Details

Other System Details

Other Building Details

Fire Extinguishing Details

Where are the switchgear and transformers located?

☒ Yes ☐ No ☐ NA

What precautions have been taken to prevent a possible fire in the transformer(s) from spreading?:

Please indicate the number of fire extinguishers provided?:

Please indicate the arrangement for the maintenance of the extinguishers.:

Whether the refuge area has been provided?

☒ Yes ☐ No ☐ NA

Please give details.:

Does an emergency organization exist in the building?

☒ Yes ☐ No ☐ NA

Has a qualified fire officer been appointed for the building either individually or jointly with other building(s)

☒ Yes ☐ No ☐ NA

Does the lightning protect confirm to any code? Please indicate.:

If the switchgear and transformer(s) have been housed in separate compartments, effectively separated from each other and from other portion of the building by a four hours fire resistive wall?

☐ Yes ☐ No ☒ NA

Whether electric cables, telephone cables, dry/wet risers/down comers pass through a floor or wall have the spaces (apertures) round the cables/pipes been effectively sealed/plugged with non-combustible, fire resistant material?

☒ Yes ☐ No ☐ NA

Please indicate the type of fire extinguishers provided?:

Please indicate if all fire extinguishers bear the ISI certification mark.:

Are the occupants of the building systematically trained in fire prevention?

☐ Yes ☐ No ☐ NA

Emergency organization details:

Has the building been protected against lightning?

☒ Yes ☐ No ☐ NA

Save

Clear

SmartRaj  
Copyright © 2015-16. All rights reserved.


Powered By Mars Telecom Systems

## DashBoard

SINGLE WINDOW CLEARANCE SYSTEM GOVERNMENT OF RAJASTHAN				Welcome KAZIJAVED	GRIEVANCE	DASHBOARD	SIGN OUT
Sr No.	Department	Filter	Services				
1	Energy		New Electricity Connection				APPLY
2	Factories & Boilers Inspectorate		Factory Building Plan Approval under Factories Act, 1948				APPLY
3	Factories & Boilers Inspectorate		Registration of Boilers under Boilers Act, 1923				APPLY
4	Factories & Boilers Inspectorate		Registration of Factories under Factories Act, 1948				APPLY
5	Factories & Boilers Inspectorate		Renewal of Boilers License under Boilers Act, 1923				APPLY
6	Factories & Boilers Inspectorate		Renewal of Factories License under Factories Act, 1948				APPLY
7	Factories & Boilers Inspectorate		Steam Pipeline Drawing Approval under Boilers Act, 1923				APPLY
8	Industries		Claim of Interest Subsidy				APPLY
9	Industries		Claim of Reimbursement of VAT by Manufacturing Enterprise				APPLY
10	Industries		Determination of Cost of zero liquid discharge based Effluent Treatment Plant and Claim of Capital Subsidy				APPLY
11	Industries		Exemption from Tax				APPLY
12	Industries		Grant of Entitlement Certificate for Subsidy (Enterprise making investment on Expansion)				APPLY
13	Industries		Grant of Entitlement Certificate for Subsidy (New Expertise or Sick Industrial Enterprise)				APPLY
14	Industries		Reimbursement of VAT Paid on Purchase of plant and Machinery or Equipment				APPLY

Site designed, developed & hosted by Department of Information Technology & Communication, Govt. of Rajasthan.

No. of services applied by the registered user can be seen by an applicant. Unique APP id is generated against saved Fire NOC record. Applicant can also see the status of applied services from Single window clearance system as shown in the below screen.



SINGLE WINDOW CLEARANCE SYSTEM


GOVERNMENT OF RAJASTHAN

Welcome KAZI JAVED

GRIEVANCE















DASHBOARD

SIGN OUT



DASHBOARD

My Transactions/ Application Status

Sr No.	Department	Service	App Id	Sub.Date	Status		
1	Local Self Government (LSG)	NOC from Fire Department	NOC/238	29/06/2016	Application Submitted (29/06/2016)		
2	Local Self Government (LSG)	NOC from Fire Department	NOC/235	29/06/2016	Pending at Level 'Fire_Committee_Chairman' (29/06/2016)		
3	Local Self Government (LSG)	NOC from Fire Department	NOC/237	29/06/2016	Application Approved (29/06/2016)		
4	Local Self Government (LSG)	NOC from Fire Department	NOC/232	28/06/2016	Pending at Level 'Deputy_Commissioner' (28/06/2016)		
5	Local Self Government (LSG)	NOC from Fire Department	NOC/234	28/06/2016	Application Submitted (28/06/2016)		
6	Local Self Government (LSG)	NOC from Fire Department	NOC/209	20/06/2016	Application Submitted (20/06/2016)		
7	Local Self Government (LSG)	NOC from Fire Department	2201	14/06/2016	Application Submitted (14/06/2016)		



# अग्निशमन अनापत्ती प्रमाणपत्र

कार्यालय मुख्य अग्निशमन अधिकारी ( बूंदी )

क्रमांक –

प्रेषित –

श्री. (Applicant's Name) MAHESHERVA

(Address) - Shabji

विषय (Subject)- अग्निशमन अनापत्ती प्रमाणपत्र.

प्रसंग – आपका प्रार्थना पत्र दिनांक(Application Date and reference no.) 01/08/2017 and FireNOC/17 के सन्दर्भ में.

उपरोक्त विषयान्तर्गत आप द्वारा दिनांक (Application Date and reference no.) 01/08/2017 and FireNOC/17

को इस विभाग को आवेदन पत्र प्रस्तुत कर बहुमंजिला इमारत / परिसर निर्माण से पूर्व अग्निशमन की अस्थाई अनापत्ती चाही है. आवेदित स्थल का मौक़ा परिक्षण करवाया गया MAHESHERVA में उक्त भूखंड में बहुमंजिला इमारत / परिसर का निर्माण संलग्न हस्ताक्षरित नक्शों के अनुरूप अग्निशमन दृष्टी से निम्न शर्तों की पालना करने को बाध्य करते हुये अग्निशमन की अस्थायी अभिशंषा जारी की जाती है।

१. भवन का निर्माण जयपुर विकास प्राधिकरण / नगर निगम जयपुर / रिको द्वारा स्वीकृत मानचित्रानुसार करना होगा।

२. निर्माण किये जाने वाले भवन में नॅशनल बिल्डिंग कोड के अनुरूप फायर लिफ्ट व फायर स्टेयर केस एवं नॅशनल बिल्डिंग कोड के अनुरूप आग से बचाव, आग बुझाने व आग से सुरक्षा की पूर्ण व्यवस्था कराना अनिवार्य होगा।

३. निर्माण किये जाने वाले भवन में नॅशनल बिल्डिंग कोड के अनुसार फायर हाइड्रंट मय होज व नोजल, होजरील होज, फायर एक्सटिंग्विशर, एम् सी पी हूटर, पी ए सिस्टम, फायर डिटेक्शन मय फायर पेनल, फायर स्प्रींकलर,

एमरजेंसी लाईट, अंडर ग्राउंड व ओवर हैड फायर वाटर का टैंक मय पम्प / पम्प यूनिट आदी लगाना अनिवार्य होगा।

४. आवेदक को Marriage garden, District club की अस्थायी फायर अनापत्ती पत्र के साथ हस्ताक्षरीत नक्शों में दर्शाई गई मान्य होगी।

५. निर्माण किये जाने वाले भवन के चारो ओर एरियल हार्डड्रोलिक लेडर प्लेट फ़ार्म को प्रभावित स्थान तक पहुँचने हेतु व चारो तरफ घूमने व कार्य करने के लिए नॅशनल बिल्डिंग कोड एवं जयपुर विकास प्राधिकरण विनियम २०१० के अनुरूप न्यूनतम २० फूट खाली स्थान (गलियारा) रखना होगा एवं उक्त रखे गए खाली स्थान पर किसी भी प्रकार का अतिछाजन व बाल्कनी का निर्माण निषेध होगा।

६. अस्थायी अग्निशमन अभिशंषा के स्वीकृत नक्शे में वर्णित आवेदित स्थल का भूमी संबंधी कोई प्रकरण विचाराधीन / विवादित है तो इसके लिए आवेदनकर्ता स्वयं ही उत्तरदायी होगा इस संबंध में ईस विभाग की कोई जिम्मेदारी नहीं होगी. यह पत्र इस बाबत बतौर साक्ष्य मान्य नहीं होगा

७. फायर प्रिवेंशन, फायर प्रोटेक्शन हेतु नॅशनल बिल्डिंग कोड के अनुसार भवन में जो उपकरण लगाए जावे व व्यवस्था की जावे उनका परिक्षण व निरिक्षण निम्न हस्ताक्षरकर्ता से करवा कर स्थाई अनापत्ती प्रमाणपत्र लेने के बाद ही भवन को उपयोग में लिया जा सकेगा उक्त की पालना नहीं करने पर भूखंड मालिक / आवेदक के खिलाफ नियमानुसार कार्यवाही की जावेगी

८. भवन में धुआँ निकासी के लिए नॅशनल बिल्डिंग कोड के अनुरूप उचित व्यवस्था करनी होगी व एन बी सी के अनुरूप रिफ्यूजी एरिया छोड़ना होगा

९. जयपुर विकास प्राधिकरण विनियम २०१० की पालना अनिवार्य होगा

१०. नियमानुसार निर्धारित शुल्क / राशी आवेदक द्वारा नगर निगम कोष में जमा करवाई जानी होगी इसके अभाव में यह अभिशंषा पत्र स्वतः निरस्त माना जाएगा

११. यह अस्थायी अभिशंषा पत्र जारी करने की दिनांक से तीन वर्ष हेतु मान्य होगा। यदि इस अवधि में भवन का निर्माण कार्य पूर्ण नहीं होता है तो इसका

नवीनीकरण करवाए जाने हेतु पुनः आवेदन एवं नियमानुसार निर्धारित शुल्क / राशी निगम कोष में जमा कर निरीक्षण करवाई जाकर अभिशंषा पत्र की अवधि में वृद्धि करवाई जानी होगी अन्यथा अवधि समाप्ति पश्चात अमानता राशी जप्त की जा सकेगी भवन का निर्माण कार्य पूर्ण होने के पश्चात उक्त भवन परिसर में स्थापित किये गए स्थीर / अस्थीर अग्निशमन यंत्र / उपकरणों को निरीक्षण करवाया जाकर प्रमाणपत्र लेना होगा। उक्त शर्तों में किसी भी प्रकार का उल्लंघन किये जाने पर नगपालिका अधिनियम २००९ की धारा १९४ के अंतर्गत भवन को सील किया जा सकेगा तथा आवेदक की जमा अमानता शुल्क को जप्त किया जा सकेगा।

मुख्य अग्निशमन अधिकारी